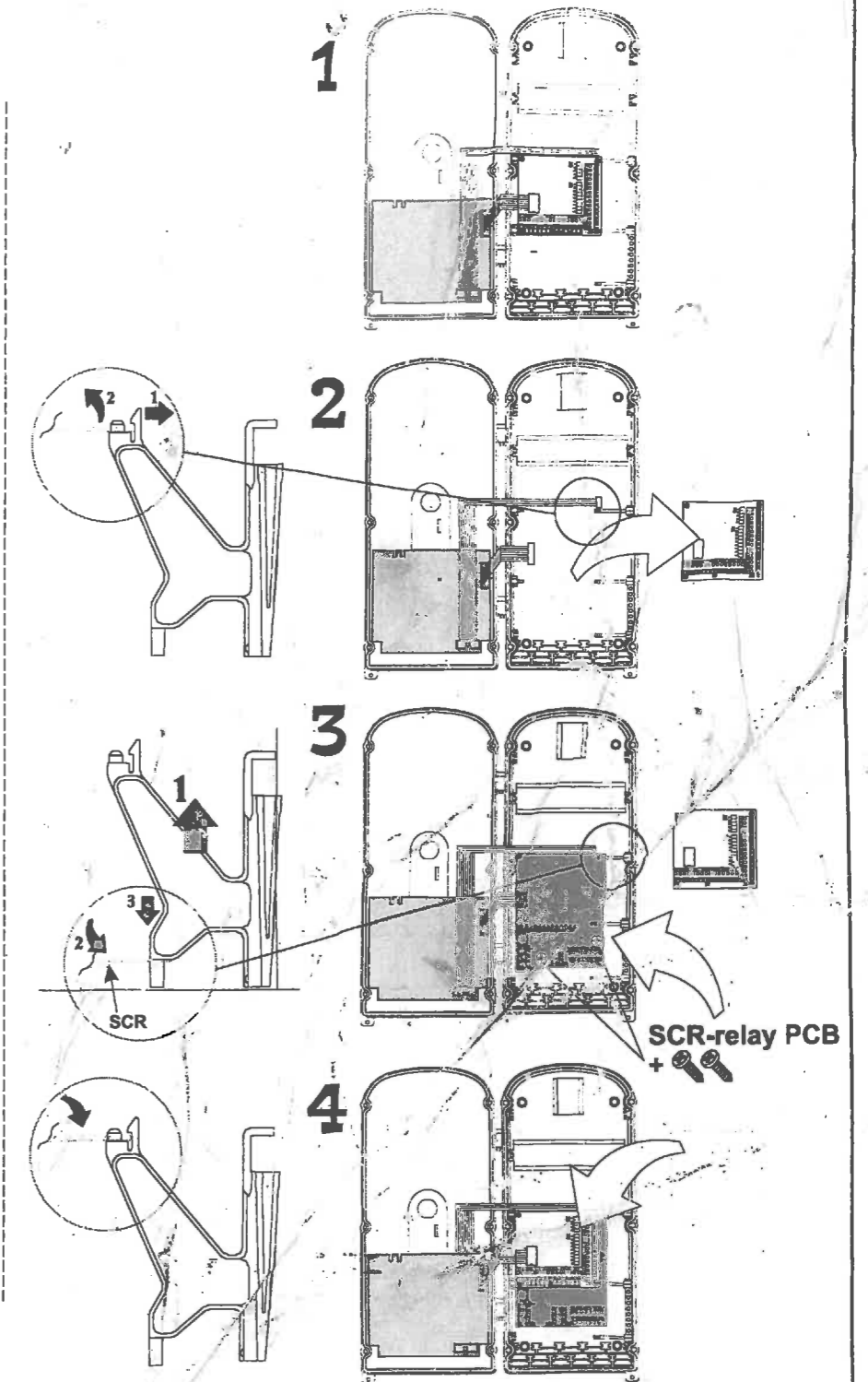
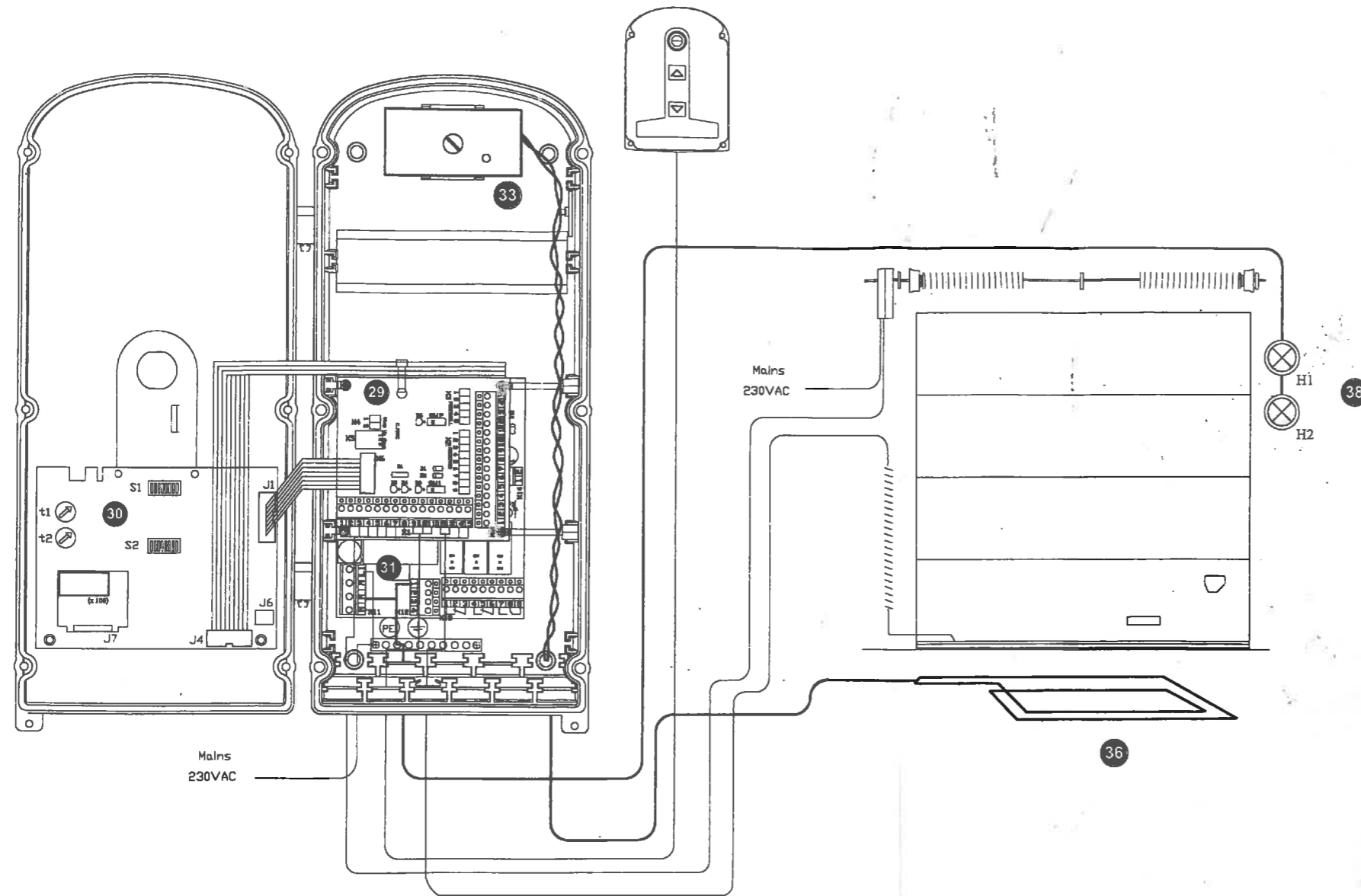


# 940A



GB	NL	DE	FR	SE
5* Main, 1-phase	5* Voeding, 1 Fase	5* Versorgung, 1 phasig	5* Alimentation, monophasée	5* Matningsspänning, 1-fas
29 PCB Control box 930A	29 Print besturingsunit 930A	29 Platine Steuerkasten 930A	29 Platine du coffret de commande 930A	29 kontrollenhet 930A
30 PCB C-board	30 C-print	30 C-platine	30 C-platine	30 C-kort
31 PCB SC-relay 930A	31 Print halffeleiderrelais 930A	31 Platine Halbleiterrelais 930A	31 Platine semi-conducteur 930A	31 HR-relä 930A
33 Magnetic loop detector	33 Detektielusversterker	33 Induktionsschlaufendetektor	33 Détecteur de boucle magnétique	33 Magnetslingedetektor
35 Extra safety / Open function	35 Extra beveiliging / Open-funktie	35 Zusätzliche Sicherheit / Auf-funktion	35 Sécurité supplémentaire/Fonction d'ouverture	35 Extra säkerhet / Öppnafunktion
36 Magnetic loop	36 Detektielus	36 Induktionsschleufe	36 Boucle magnétique	36 Magnetslinga
37 Connection of two loops	37 Aansluiting van twee detektielussen	37 Anschlußplan 2 Induktionsschleufen	37 Connection de deux boucles magnétique.	37 Inkoppling av två slingor
38 Lights	38 Lichten	38 Signalleuchten	38 Des Feux	38 Signalljus

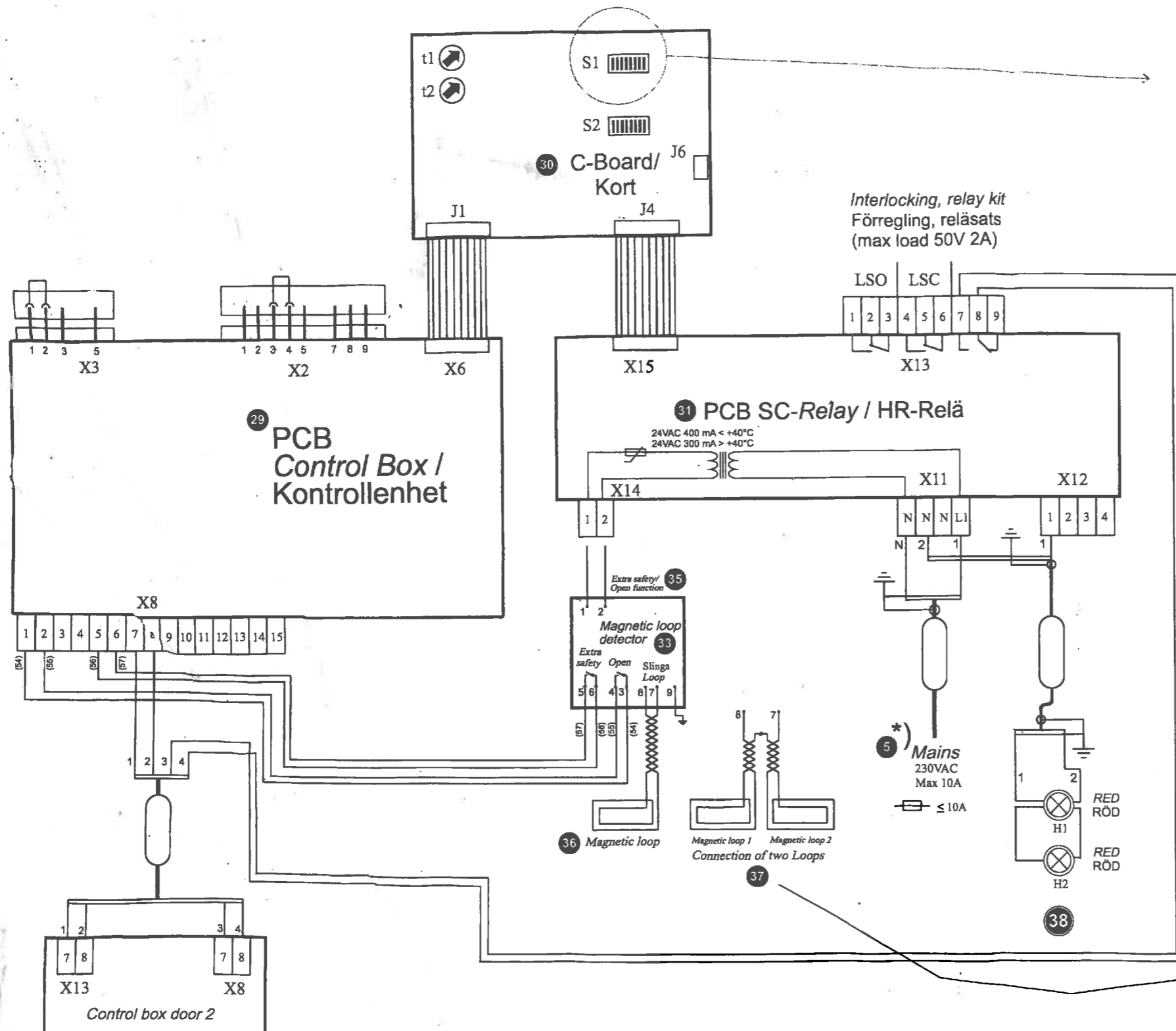
2 (2)

INTERNATIONAL  
**DOOR  
AUTOMATION**

**D4 Additional automation  
Tilläggsautomatik**

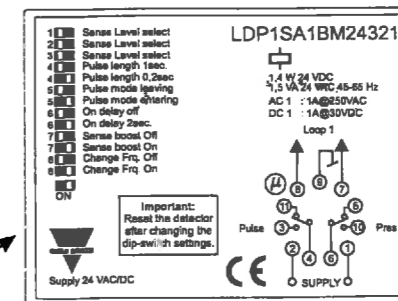
Approv. Gedk. Rev. G Doc.no / Dok.nr  
K043304

# 940A



## S1 DIP-settings

- S1:3 ON gives flashing red light between the limit positions. (Only at Warning lights, not at Traffic lights).
- S1:4 ON gives red light at fully closed door. (Both at Warning and Traffic lights) One always gets green light at fully open door if it is connected, no adjustments.
- S1:5 ON gives flashing red light before automatic closing (t2).
- S1:5 OFF gives red light before automatic closing (t2). (S1:5 ON and OFF are only valid at Warning lights not at Traffic lights).
- S1:7 OFF gives Warning lights.
- S1:8 ON gives FR-function. All commands except safety are delayed 2,5 s while warning lights are flashing). At automatic closing t2 is replaced by the 2,5 seconds. At Traffic lights one gets a steady light during t2.



Sense Level	DIP 1	DIP 2	DIP 3	Change in L (%)
0	OFF	OFF	OFF	0,01
1	OFF	OFF	ON	0,02
2	OFF	ON	OFF	0,05
3	OFF	ON	ON	0,1
4	ON	OFF	OFF	0,2
5	ON	OFF	ON	0,5
6	ON	ON	OFF	1,0
7	ON	ON	ON	2,0

**(5)** Mains supply connections shall be connected through an all pole switch with at least 3 mm contact separation in all poles and according to national regulations

Alla nätanslutningar måste förses med en allpolig fränskiljningsanordning med minst 3 mm brytavstånd och i enlighet med nationella installationskrav.

De voeding dient verzorgd te worden via een hoofdschakelaar met onderbreking in alle fasen en een minimale contactafstand van 3mm en volgens nationale normen.

Die Stromversorgung erfolgt über einen Hauptschalter mit Unterbrechung in allen Phasen und eine minimale Kontaktdistanz von 3 mm, und nach Nationale Normen

Die Stromversorgung erfolgt über einen Hauptschalter mit Unterbrechung in allen Phasen und eine minimale Kontaktdistanz von 3 mm, und nach Nationale Normen

**!** HELP text on page 2

INTERNATIONAL  
**DOOR  
AUTOMATION**

**D4 Additional automation  
Tilläggsautomatik**

Doc.no / Dok.nr  
Rev. G **K043304**